

In **September**, Norwegian's capacity was 10% higher than September last year and 9% lower compared to the previous month. The load factor was 85.2%, up 1 p.p. from the same period last year. On average, Norwegian operated **86 aircraft** during September.

Compared to the same period last year:

ASK:
3,541m

Total capacity (ASK)
increased 10%

RPK:
3,017m

Total passenger traffic (RPK)
increased 12%

CO₂ ↓

72 grams per RPK, 3% less CO₂

Load Factor

85.2%

Load factor this month
Increased 1.2 p.p.



Total number of passengers was
2,263,270, an increase of **11%**

TRAFFIC DEVELOPMENT

September	Sep-24	Sep-23	Change
ASK (million)	3,541	3,208	10 %
RPK (million)	3,017	2,696	12 %
Load factor	85.2 %	84.0 %	1.2 p.p.
Passengers	2,263,270	2,030,052	11 %
Traffic 12-month rolling	Sep-24	Sep-23	Change
ASK (million)	35,179	32,136	9 %
RPK (million)	29,919	27,023	11 %
Load factor	85.0 %	84.1 %	1.0 p.p.
Passengers	22,153,435	20,475,064	8 %

PASSENGER REVENUES (ESTIMATE)

September	Sep-24	Sep-23	Change
Yield – total	0.89	0.86	3 %
Unit revenue – total	0.75	0.72	5 %

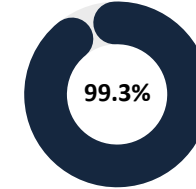
OPERATING PERFORMANCE

September	Sep-24	Sep-23	Change
Regularity	99.4 %	99.7 %	-0.3 p.p.
Punctuality	78.6 %	84.6 %	-6.0 p.p.
CO ₂ per RPK	72 g	74 g	-3 %

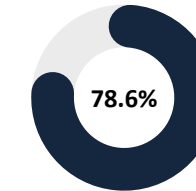
OPERATING PERFORMANCE



Avg. flying distance
1,258 km, 3% increase
from last year



Scheduled flights
that operated this
month



Flights that
departed on time
this month

FUEL HEDGE POSITIONS

Norwegian has hedged jet fuel for the following volume and price as per month-end:

	Volume (mt)	Price (USD/mt)
Q3 2024	140,350	799
Q4 2024	110,500	787
2025	325,800	779
2026	42,350	775

In **September**, Widerøe's capacity was 3% higher than September last year and 6% lower compared to the previous month. The load factor was 73.5%, up 7 p.p. from the same period last year.

Compared to the same period last year:

ASK:
182m

Total capacity (ASK)
increased 3%

RPK:
134m

Total passenger traffic (RPK)
increased 13%

CO₂ ↓

32 kg per seat, 2% higher CO₂

Load Factor

73.5%

Load factor this month
increased 6.7 p.p.



Total number of passengers was
356,259, an increase of **17%**

TRAFFIC DEVELOPMENT

September	Sep-24	Sep-23	Change
ASK (million)	182	177	3 %
RPK (million)	134	119	13 %
Load factor	73.5 %	66.8 %	6.7 p.p.
Passengers	356,259	304,553	17 %
September	Sep-24	Sep-23	Change
Traffic 12-month rolling			
ASK (million)	2,065	2,079	-1 %
RPK (million)	1,469	1,391	6 %
Load factor	71.2 %	66.9 %	4.2 p.p.
Passengers	3,673,112	3,412,951	8 %

PASSENGER REVENUES (ESTIMATE)

September	Sep-24	Sep-23	Change
Yield – total	4.28	3.91	9 %
Unit revenue – total	3.15	2.62	20 %

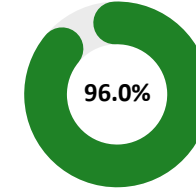
OPERATING PERFORMANCE

September	Sep-24	Sep-23	Change
Regularity	96.0 %	97.5 %	-1.5 p.p.
Punctuality	90.1 %	91.9 %	-1.8 p.p.
CO ₂ per seat	32.0 kg	31.3 kg	2.1 %

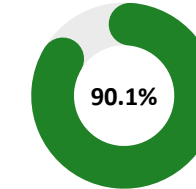
OPERATING PERFORMANCE



Avg. flying distance
273 km, 2% increase
from last year



Scheduled flights
that operated this
month



Flights that
departed on time
this month

FUEL HEDGE POSITIONS

Widerøe has hedged jet fuel for the following volume and price as per month-end:

	Volume (mt)	Price (NOK/mt)
Q3 2024	14,275	7,905
Q4 2024	13,225	8,082
2025	33,200	8,249
2026-2027	28,950	8,194

ITEM	DESCRIPTION
ASK	Available seat kilometres. Number of available passenger seats multiplied by flight distance
CO2 per RPK	Amount of CO2 emissions divided by RPK
CO2 per seat	Amount of CO2 emissions divided by available seats
Load Factor	RPK divided by ASK. A measure of utilisation of available seats
Punctuality	Share of flights departing on schedule
Regularity	Share of scheduled flights taking place
RPK	Revenue passenger kilometres. Number of sold seats multiplied by flight distance
Yield – total revenue	Passenger ticket revenue and flight related ancillary revenue divided by RPK. A measure of average passenger revenue per kilometre. Includes compensation for PSO routes for Widerøe Flyveselskap
Unit revenue – total	Passenger ticket revenue and flight related ancillary revenue divided by ASK. A measure of average passenger revenue per available seat kilometre. Includes compensation for PSO routes for Widerøe Flyveselskap